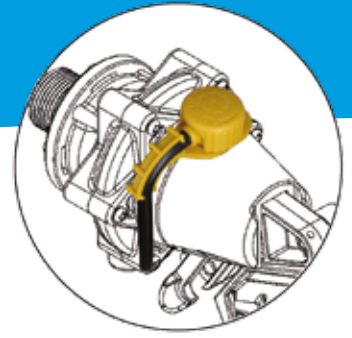





Product info Sheet



Description

Frostpro is a device that fits Topaz Valves to minimize freezing in cold weather conditions. It allows a continuous flow of water through the valve to assist in the prevention of water freezing in the valve and pipe work supplying it.

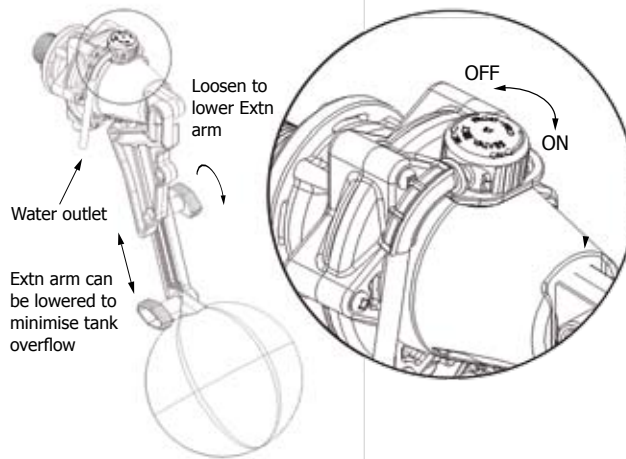
Frostpro

Freeze Prevention Device



CODE: FPV

Operation



Application

- Freeze prevention device for Topaz Trough Valves.

Explanation of Operation

When temperatures approach freezing FROSTPRO cap is turned clockwise by hand to activate it.

A low flow of water passes through the valve to prevent valve and pipelines freezing.

The continuous flow into tank may be counteracted by lowering water level with the extension arm thereby minimising spillage through tank overflow pipe.

When temperatures are above freezing FROSTPRO can be turned off by hand and the extension arm can be retracted.

Installation

1 Unscrew Hex Blanking Cap from Topaz Trough Valve using flat bladed screwdriver. (ensure 'O' ring is still in hole)

2 Screw FROSTPRO into valve. (hand tighten only)

3 Align outlet tube with FROSTPRO body outlet and slide tube into place

4 Topaz Valve is now equipped with FROSTPRO freeze prevention device

Effectiveness

FROSTPRO is effective when temperature rises above freezing for a few hours each day.

Its effectiveness varies depending on the positioning and insulation of water storage tanks and pipelines.